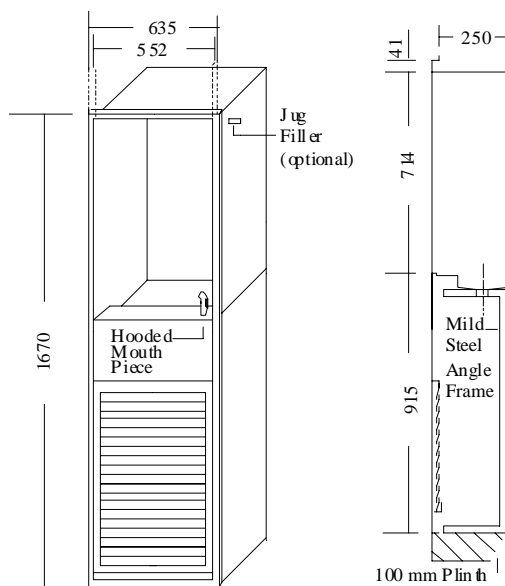



# DF5 WALL MOUNTED DRINKING FOUNTAIN

MODEL NO: STDF-R  
 PRODUCT CODE: DFI505

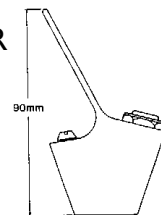
**DF5 model—1670mm high x 635mm wide x 250mm deep x 1.2mm grade 304 satin finish stainless steel wall recessed drinking fountain with hooded flow controlled bubbler cock.**



REFER TO DRAWING NO: 31 FOR COOLING UNIT DETAILS



Optional extra cup & jug filler



Hooded mouth piece

DFI515—DF5 WITH COOLING UNIT

## ALTERNATIVES:

- With or without refrigerated cooling unit.
- Jug / Cup filler
- Standard model can be connected to central reticulated cooling system.

## WATER CONNECTIONS:

- Inlet 12.5mm B.S.P.
- Waste Outlet 40mm

DRAWING NO: SC45  
 05/05

SYDNEY WATER BOARD APPROVAL  
 NO: 89/00570



23-27 Clapham Road  
 Regents Park NSW 2143

Ph: 02 9644 2811  
 Fx: 02 9645 1114